



District Report Card: 2017


State: Delhi	District: Central Delhi
Class: 5	Subject: Language
Schools: 61	Students: 1136


Participation/Coverage


Students

GENDER 	Boys		Girls	
	Number	%	Number	%
	549	48.33	587	51.67

AREA 	Rural		Urban	
	Number	%	Number	%
	17	1.50	1119	98.50

CATEGORY 	SC		ST		OBC		GEN	
	Number	%	Number	%	Number	%	Number	%
	190	16.73	3	0.26	36	3.17	907	79.84

CWSN 	LD	VI	HI	S&LD	ID	Oth
	0	0	0	0	0	0

Management 	Government		Government-aided	
	Number	%	Number	%
	920	80.99	216	19.01

Average Performance of Students in Language (%)

Overall	Gender		Area		Management		Social Group			
	Male	Female	Rural	Urban	Govt.	Aided	SC	ST	OBC	GEN
48.14	43.18	52.78	60.39	47.95	48.53	46.48	43.86	53.33	46.30	49.09

Performance on Learning Outcomes (LOs)

Learning Outcomes	Description	Average Performance(%)
L504	Reads and comprehends independently storybooks, news items/ headlines, advertisements etc.	43.40
L508	Reads text with comprehension, locates details and sequence of events	50.51

Range of Performance of Students who Answered Correctly							
Below 30%		30% - 50%		50% - 75%		Above 75%	
Number	%	Number	%	Number	%	Number	%
257	22.62	361	31.78	372	32.75	146	12.85

Lowest Performing Learning Outcomes (LOs)

- 1 - Reads and comprehends independently storybooks, news items/ headlines, advertisements etc. (43.40)
- 2 - Reads text with comprehension, locates details and sequence of events (50.51)